

A Look At Vaccine Stats



UK – US – CA - AU



The Wheels Are Coming
Off The Bus

U.K. Population (LIVE)

68,290,101

15 million doses by Feb 14, 2021
32 million doses by April 15, 2021

April 1 & June 9, 2021

Free Fall



Daily COVID-19 vaccine doses administered

Number of daily doses administered (rolling 7-day average).



Source: Official data collated by Our World in Data. For vaccines that require multiple doses, each individual dose is counted.

United States Population (LIVE)

333,204,579

100 million doses by March 19, 2021
200 million doses by April 21, 2021

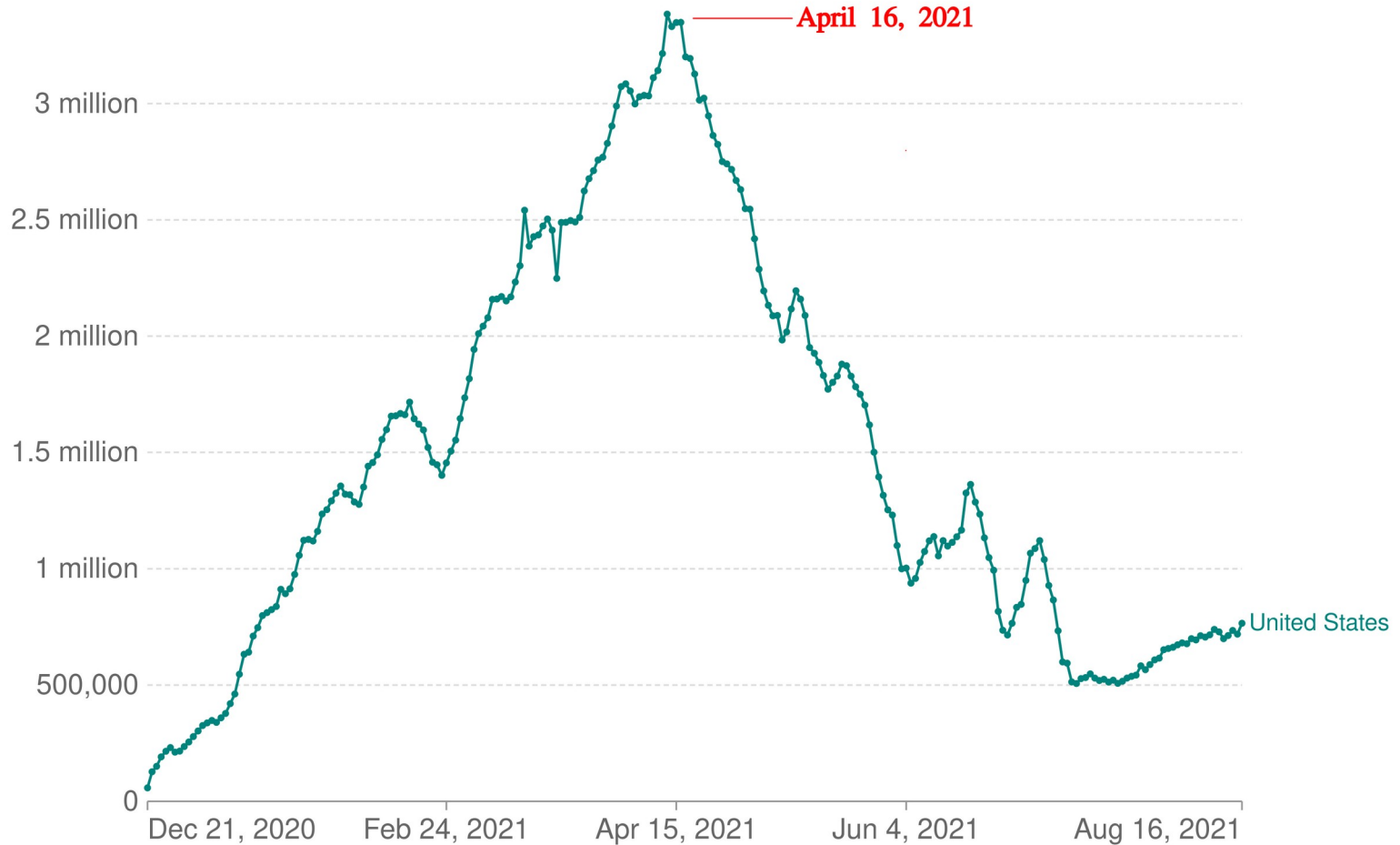
April 2021 - Present

Free Fall



Daily COVID-19 vaccine doses administered

Number of daily doses administered (rolling 7-day average).



Source: Official data collated by Our World in Data. For vaccines that require multiple doses, each individual dose is counted.

Canada Population (LIVE)

38,119,585

20 million doses by May 22, 2021

July 2021 - Present

Free Fall



Daily COVID-19 vaccine doses administered

Number of daily doses administered (rolling 7-day average).



Source: Official data collated by Our World in Data. For vaccines that require multiple doses, each individual dose is counted.

Australia Population (LIVE)

25,839,405

9 million doses to date

February 2021 - Present

Major Issues



Daily COVID-19 vaccine doses administered

Number of daily doses administered (rolling 7-day average).



Source: Official data collated by Our World in Data. For vaccines that require multiple doses, each individual dose is counted.

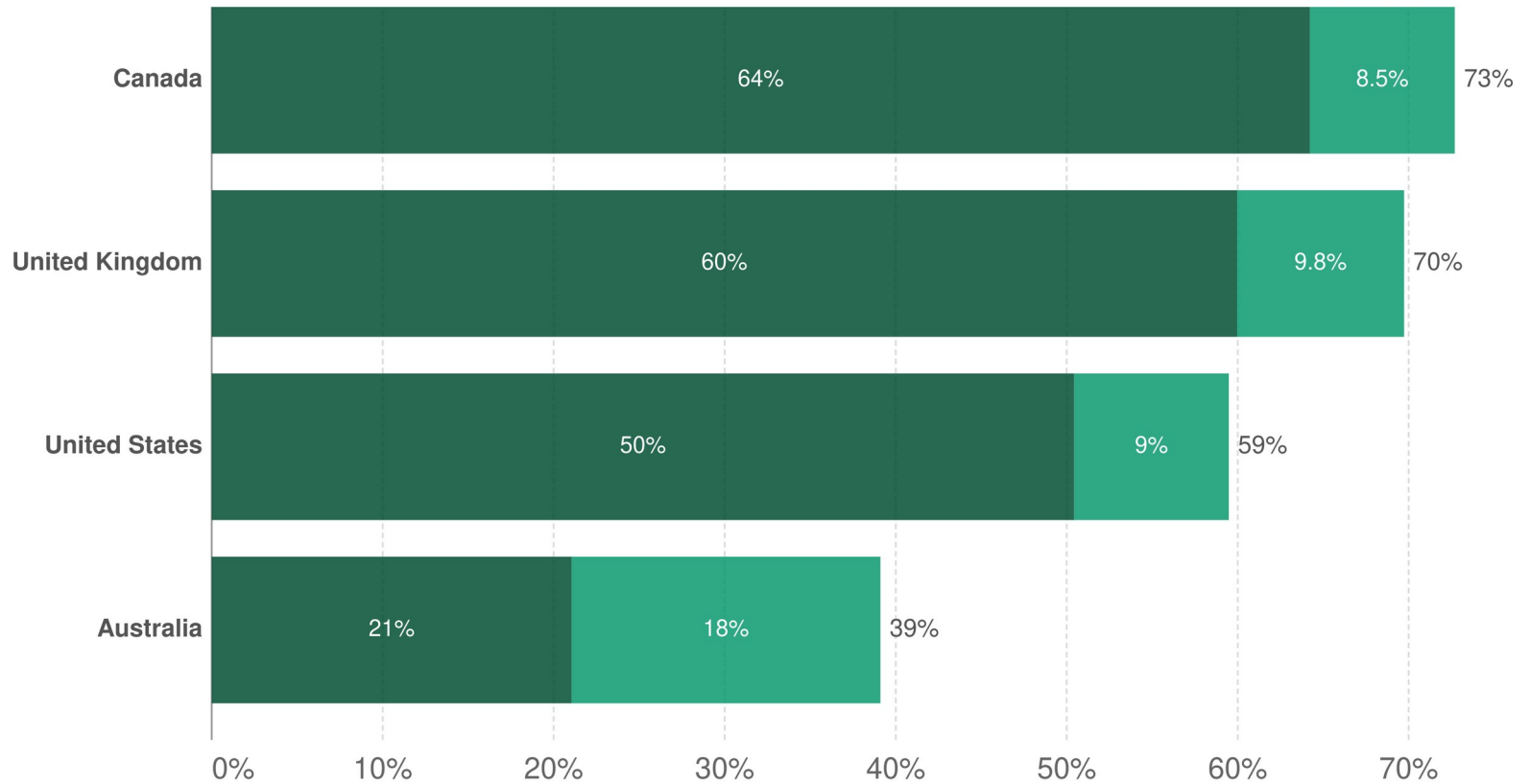
CC BY

Vaccinations To Date August 16, 2021



Share of people vaccinated against COVID-19, Aug 16, 2021

■ Share of people fully vaccinated against COVID-19 ■ Share of people only partly vaccinated against COVID-19

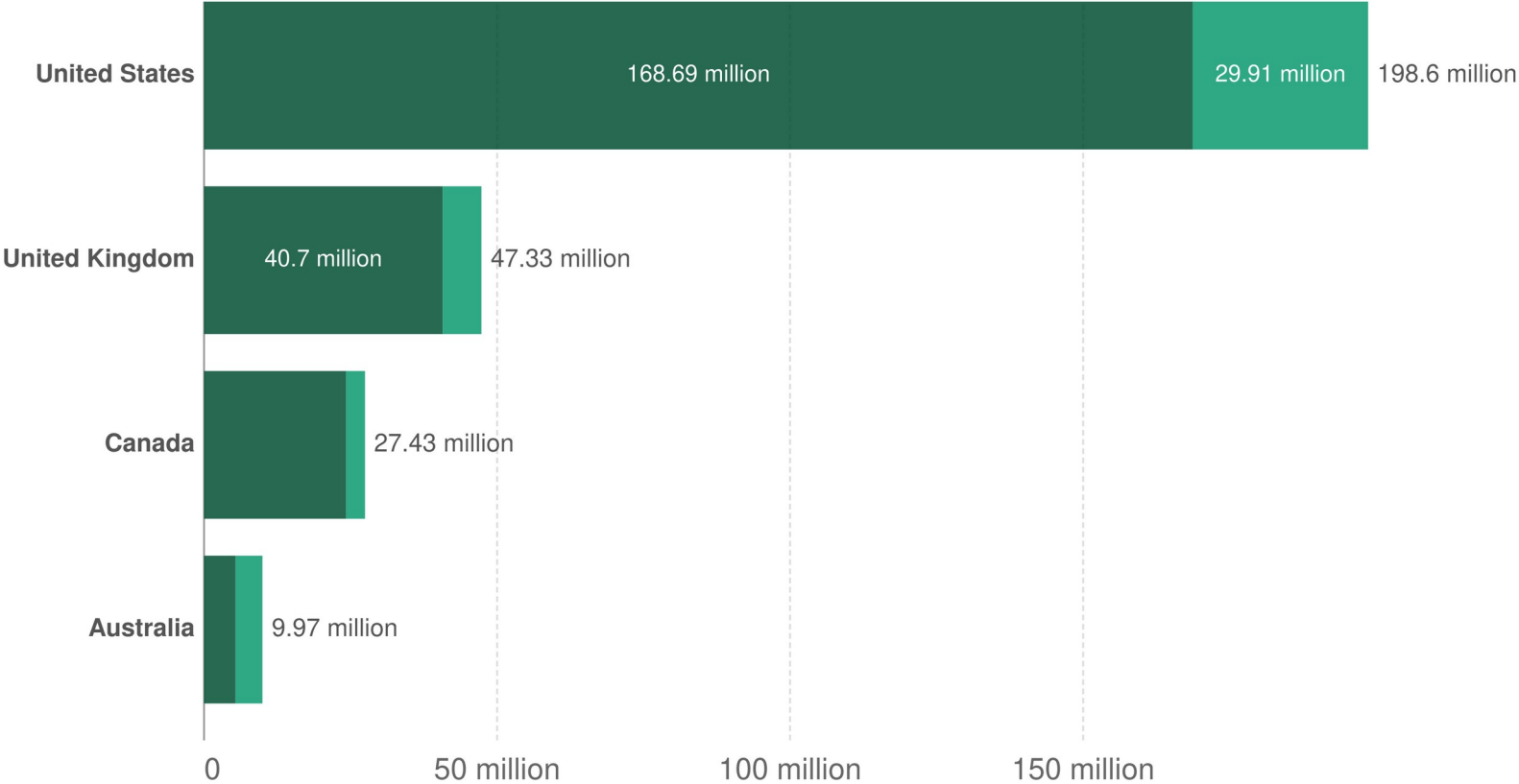


Source: Official data collated by Our World in Data. This data is only available for countries which report the breakdown of doses administered by first and second doses in absolute numbers.

CC BY

Number of people vaccinated against COVID-19, Aug 16, 2021

■ People fully vaccinated against COVID-19 ■ People only partly vaccinated against COVID-19



Source: Official data collated by Our World in Data. This data is only available for countries which report the breakdown of doses administered by first and second doses in absolute numbers.
CC BY

People Not Vax'ed As Of August 16, 2021

US: 135 million (41%)
UK: 21 million (30%)
CA: 11 million (27%)
AU: 16 million (61%)

**At a minimum – ¼ of population
are refusing injections !**



Delta Variant

India



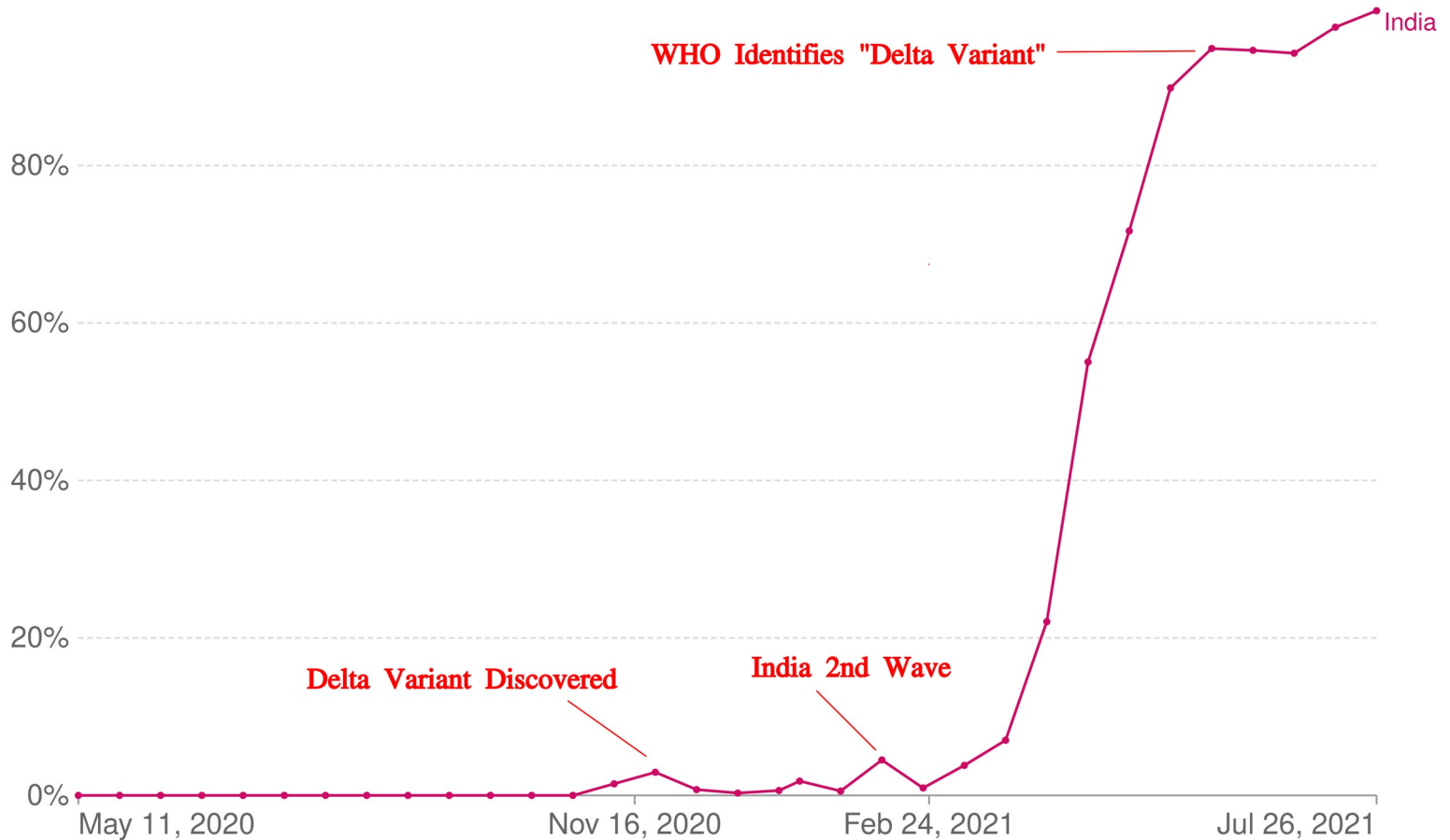
Delta Variant discovered November 2020
India 2nd wave February 2021

Named "Delta" May 31, 2021 W.H.O



Share of SARS-CoV-2 sequences that are the delta variant

Shown is the delta variant's share of total analyzed sequences in the last two weeks. This share may not reflect the complete breakdown of cases, since only a fraction of all cases are sequenced.



Delta Variant Finds Its Way To US and UK From India

UK declares variant of concern
May 7, 2021

US declares variant of concern
June 15, 2021

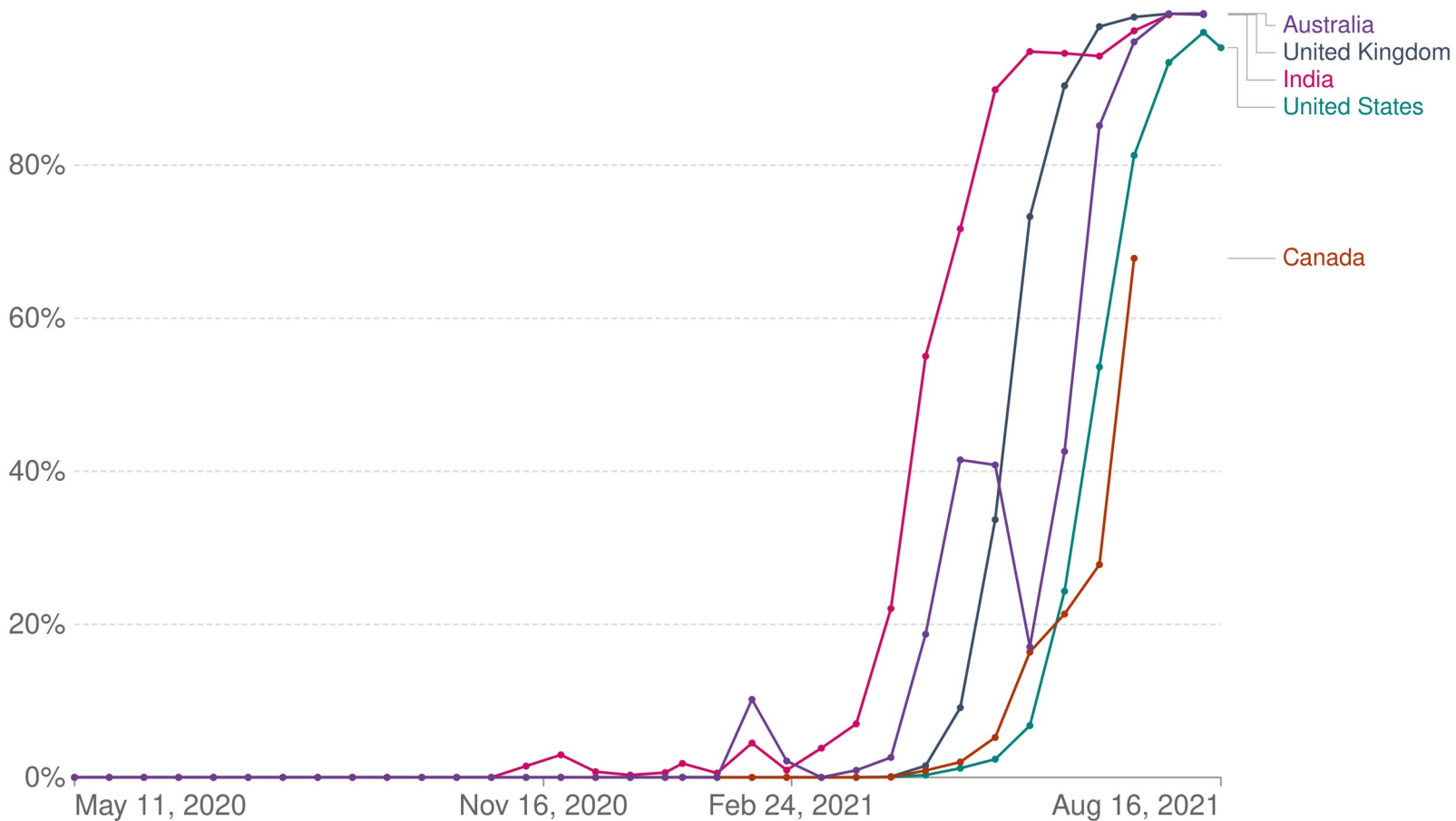


Delta Variant Spike Direct Correlation To Vaccine Decline



Share of SARS-CoV-2 sequences that are the delta variant

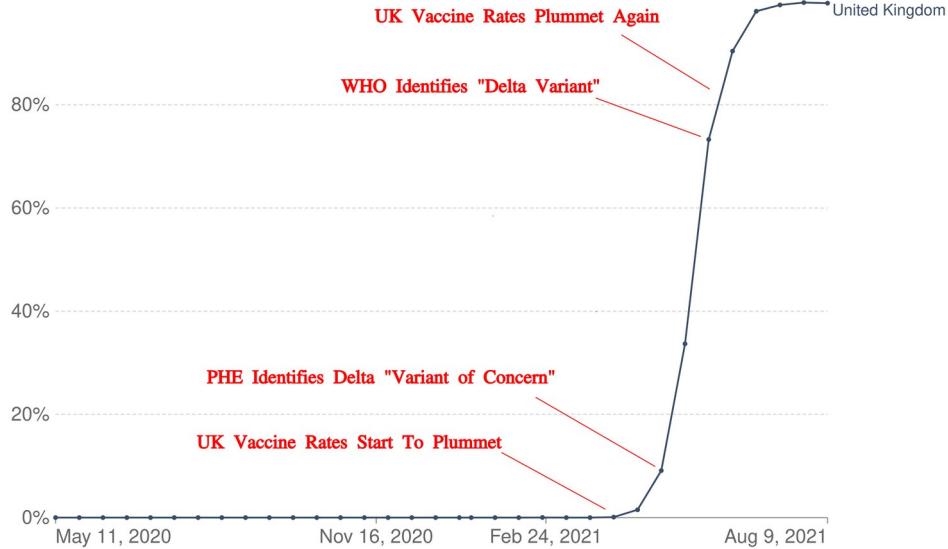
Shown is the delta variant's share of total analyzed sequences in the last two weeks. This share may not reflect the complete breakdown of cases, since only a fraction of all cases are sequenced.



Share of SARS-CoV-2 sequences that are the delta variant

Shown is the delta variant's share of total analyzed sequences in the last two weeks. This share may not reflect the complete breakdown of cases, since only a fraction of all cases are sequenced.

Our World
in Data



Source: CoVariants.org and GISAID

CC BY

Daily COVID-19 vaccine doses administered

Number of daily doses administered (rolling 7-day average).

Our World
in Data

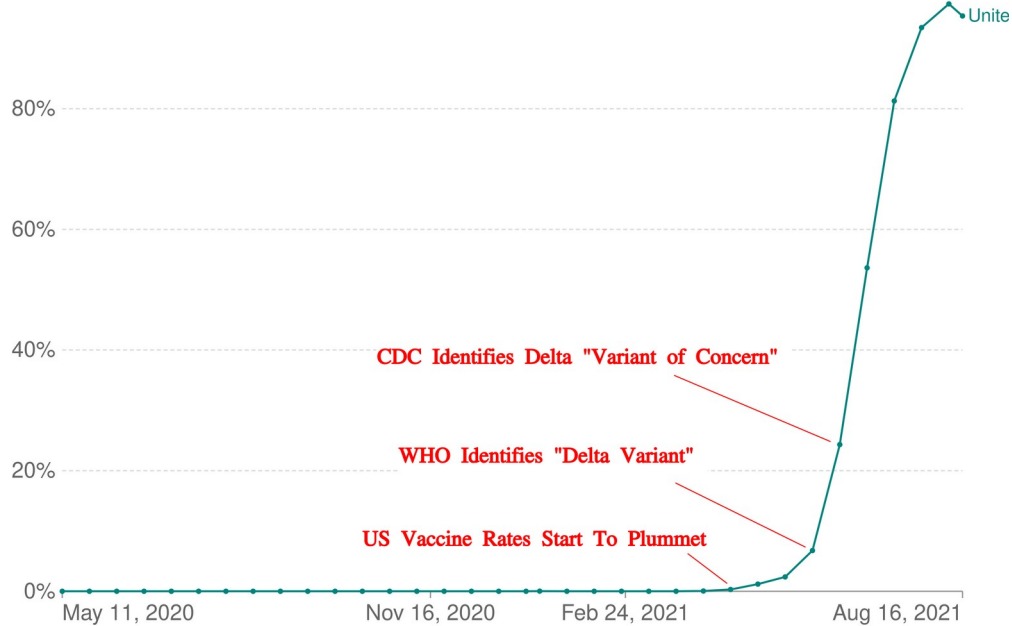


Source: Official data collated by Our World in Data. For vaccines that require multiple doses, each individual dose is counted.

CC BY

Share of SARS-CoV-2 sequences that are the delta variant

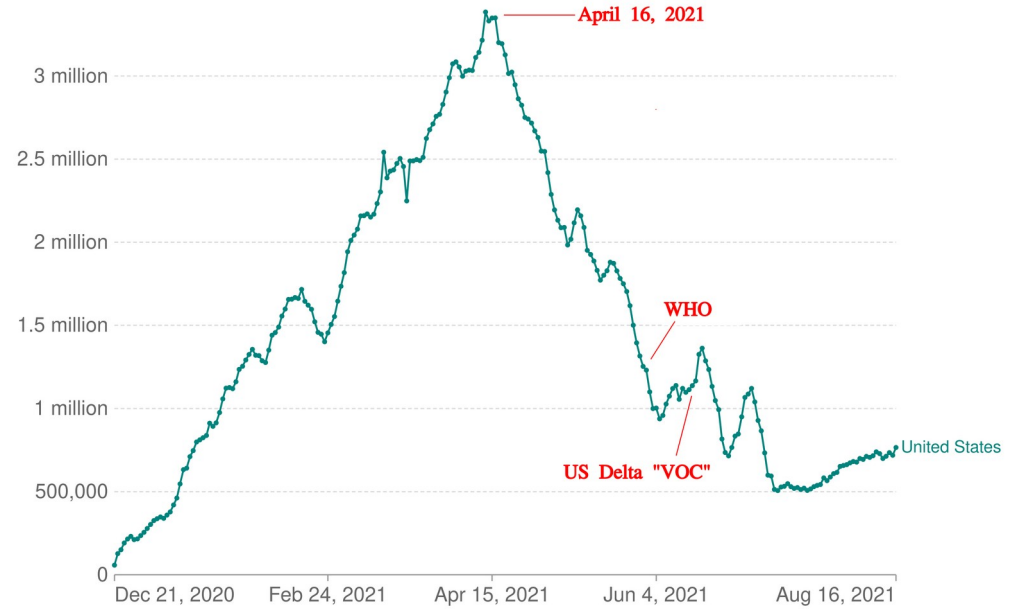
Shown is the delta variant's share of total analyzed sequences in the last two weeks. This share may not reflect the complete breakdown of cases, since only a fraction of all cases are sequenced.



Source: CoVariants.org and GISAID

Daily COVID-19 vaccine doses administered

Number of daily doses administered (rolling 7-day average).

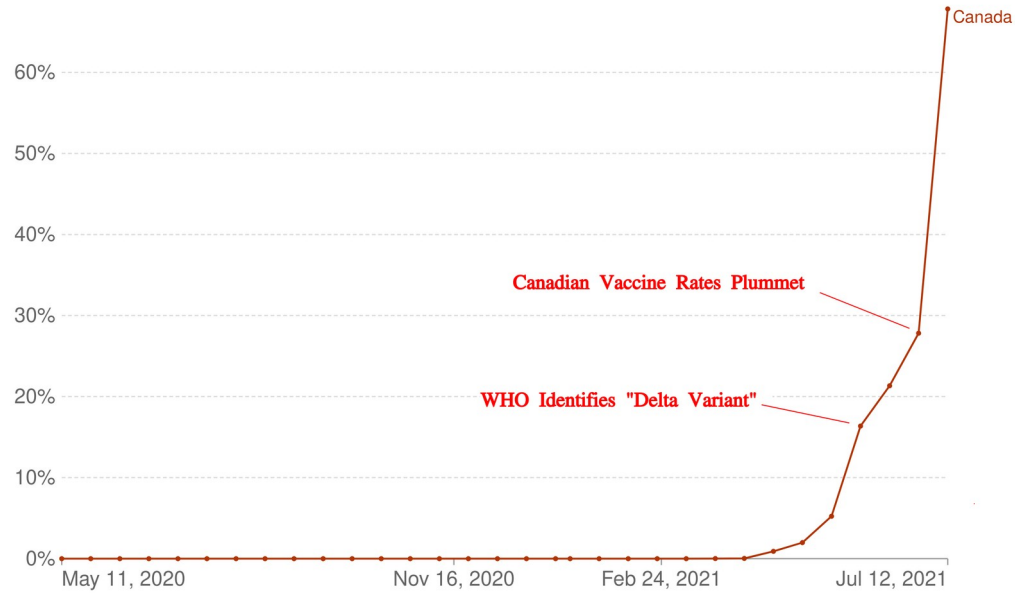


Source: Official data collated by Our World in Data. For vaccines that require multiple doses, each individual dose is counted.

CC BY

Share of SARS-CoV-2 sequences that are the delta variant

Shown is the delta variant's share of total analyzed sequences in the last two weeks. This share may not reflect the complete breakdown of cases, since only a fraction of all cases are sequenced.



Source: CoVariants.org and GISAID

Our World
in Data

Daily COVID-19 vaccine doses administered

Number of daily doses administered (rolling 7-day average).



Source: Official data collated by Our World in Data. For vaccines that require multiple doses, each individual dose is counted.

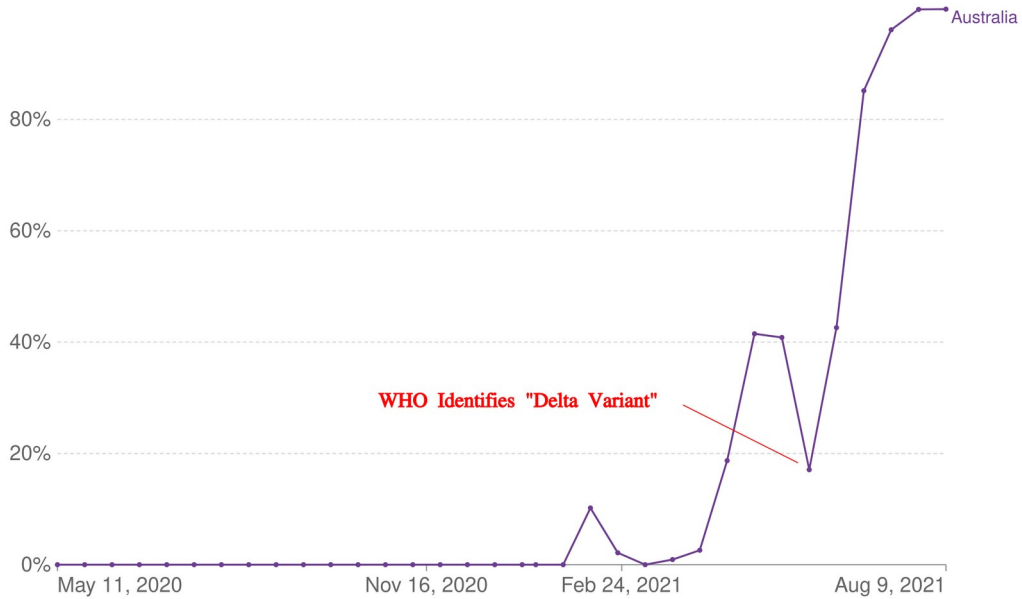
CC BY

Our World
in Data

CC BY

Share of SARS-CoV-2 sequences that are the delta variant

Shown is the delta variant's share of total analyzed sequences in the last two weeks. This share may not reflect the complete breakdown of cases, since only a fraction of all cases are sequenced.



Source: CoVariants.org and GISAID

Our World in Data

Daily COVID-19 vaccine doses administered

Number of daily doses administered (rolling 7-day average).



Source: Official data collated by Our World in Data. For vaccines that require multiple doses, each individual dose is counted.

Our World in Data

CC BY

CC BY